


SEMESTER- 1ST B.VOC (Beauty and Cosmetology)

Course code	Type of Course	Category	Course Title	Load Allocations			Marks Distribution		Total	Credits
				L	T	P	Int	Ext		
B.VOC/BC 101	Core Theory	GE	Fundamentals of Skin Care I	3	1	0	30	70	100	4
B.VOC/BC 102	Core Practical /Lab	SC	Fundamentals of Skin Care I	0	0	4	15	35	50	2
B.VOC/BC 103	Core Theory	GE	Basics of Depilation	2	0	0	15	35	50	2
B.VOC/BC 104	Core Practical /Lab	SC	Basics of Depilation	0	0	4	15	35	50	2
B.VOC/BC 105	Core Theory	SC	Fundamentals of Hair Care	2	1	0	15	35	50	2
B.VOC/BC 106	Core Practical /Lab	SC	Fundamentals of Hair Care	0	0	4	15	35	50	2
B.VOC/BC 107	Core Theory	SC	Pedicure & Manicure	3	1	0	30	70	100	4
B.VOC/BC 108	Core Practical /Lab	SC	Pedicure & Manicure	0	0	4	15	35	50	2
B.VOC/BC 109	IDC	GE	Anatomy	2	1	0	15	35	50	2
B.VOC/BC 110	AECC	GE	English	2	1	0	15	35	50	2
BEVS101	VAC	GE	Environmental and Road safety	2	1	0	15	35	50	2
B.VOC/BC		SC	OJT - 120 hours of OJT				100		100	4
TOTAL				16	6	16	295	455	750	30

Skill Components (SC) = 18 credits

General Education (GE) = 12 credits

Total = 30 credits



B.VOC\BC 101 Fundamentals of Skin Care I

Course Outcomes:

- To develop good appearance and behavior, practice tasks as per industry standards and demonstrate good communication skill.
- To prepare and maintain work area and maintain health, hygiene and safety at the work place.
- To perform basic skin care services including skin analysis, facials, make-up application and superfluous hair removal.
- To manage relationships with customers.
- To select suitable equipment and products required for the treatment.

Unit-1: Personal Skills for professional

- Personality Development
- Personal Grooming
- Professional Ethics
- Communication Skills
- Plan and organize service feedback files/documents.
- Plan and manage work routine based on salon procedure.
- Understand the client scheduling and bookings, maintaining work areas, equipment and product stocks to meet the schedule.
- Maintain accurate records of clients, treatments and product stock levels

Unit-2: Skin Structure

- Structure of Skin
- Layers of Skin
- Analysis of the Skin

Unit-3: Trolley Setting

- Select suitable materials and equipment.
- Carry out appropriate sterilization and disinfection of tools.
- Check and clean equipment according to procedures.
- Place and arrange all the products in the trolley as required for each treatment.

Unit-4: Basic Skin Care

- Cleansing
- Toning
- Moisturizing

Unit-5: Deep Cleansing

- Basic Trolley setting for Deep Cleansing
- Analysis of Skin
- Preparation of client
- Procedure for Deep Cleansing
- Contraindications
- Precaution and reminders

Unit-6: Make-up Services

- Color Wheel
- Skin tones
- Cleansing
- Toning
- Moisturizing
- Different types of brushes
- Make-up products
- Selection of Sponges

Unit-7: Machines used for Deep Cleansing

- Facial steamer
- Vacuum suction
- Contraindications

32/01/2020
Jas

B.VOC\BC 102 Fundamentals of Skin Care I (Practical)

Trolley Setting

- Arrange the suitable products
- Arrange the equipment
- Practice in using of all equipment
- Ensure sterilizing & sanitizing

Basic Skin Care

- Cleansing
- Toning
- Moisturizing

Deep Cleansing

- Arrange the Trolley
- Analysis of skin
- Select the products according to skin type
- Client consultation
- Draping the client
- Practice in giving deep cleansing according to types of skin
- Knowledge of Contraindications
- After Care

Signature
JK

B.VOC\BC 103 Basics of Depilation

Course Outcomes:

- To introduce students to the theory, fundamentals and tools of Depilation.
- To apply different methods and techniques of hair removal.
- To solve contra-actions that may occur after waxing treatments.

Unit-1: Threading

- Material required for threading
- Eyebrow shaping
- Threading and Tweezing
- Preparation of client
- Precautions and Reminders
- Contraindications

Unit-2: Bleaching

- Client consultation
- Basic trolley setting for bleach
- Patch Test / Pre-Bleach Treatment
- Procedure for different types of bleach cream
- Moisturizing / cold compression (post-bleach treatment)
- Precautions and Reminders
- Benefits of Bleach
- Contraindications
- Ensuring sterilization and sanitization

Unit-3: Waxing

- Client Consultation
- Preparation of the equipment and resources (wax)
- Temperature
- Types of Wax and Products
- Methods and techniques
- Practical demonstration; application and removal
- Body areas covered
- Aftercare advice
- Precautions and Reminders
- Contraindications

7/2/2020
[Signature]

B.VOC\BC 104 Basics of Depilation

(Practical)

Threading

- Trolley setting
- Client consultation
- Movement of thread
- Shapes of Eye brows according to face
- After Care

Bleaching

- Trolley setting
- Client consultation
- Patch test Procedure
- Ratio of Chemical mixture
- Bleaching Procedure
- After Care

Waxing

- Trolley Setting for Waxing
- Client consultation
- Preparation of client
- Prepare the wax
- Waxing Procedure
- Hygienic ways during wax application
- Use of sterilization and sanitization
- After Care

32mm
Jan

B.VOCABC 105 Fundamentals of Hair Care

Course Outcomes:

- To introduce students to the theory, fundamentals and tools of Hair Care.
- To understand the basic structure of the hair and scalp and the influencing factors that may cause damage to the hair and skin.
- To understand the basics of professional conduct in the salon.
- To acquire knowledge of the basic structure of the hair and scalp, hair growth and the different hair types.
- To select suitable products and understand how shampooing and conditioning affect the hair and scalp.
- To advise and establish client's requirements and consult their records.

Unit-1: Anatomy of Hair

- Structure of hair
- Layers of Hair
- Functions of Hair
- Types of Hair
- Composition of Hair

Unit-2: Scalp Massage

- Definition of massage
- Massage manipulation
- Benefits of massage
- Trolley setting
- Procedure of scalp massage

Unit-3: Shampoo and Conditioning

- Types of shampoo & conditioners
- Trolley setting for shampoo
- Preparation of client
- Procedure of shampoo
- Procedure of conditioning
- Precautions and contraindications

Unit-4: Blow Dry

- Trolley setting
- Understand the tools and products
- Understand techniques of blow dry
- Procedure of Blow dry
- Effect of Blow dry
- Precautions and Reminders
- Use of sterilization and sanitization
- After Care

132 mo

B.VOCBC 106 Fundamentals of Hair Care

(Practical)

Scalp Massage

- Trolley Setting
- Selection of Hair oil
- Care of Different types of Hair
- Sectioning of Hair
- Application of Oil
- Procedure of Scalp massage
- Precautions and reminders

Shampoo and Conditioning

- Trolley setting
- Selecting the shampoo according to hair type
- Preparing the client for shampoo
- Application of Shampoo
- Rinsing of Hair
- Application of Conditioner
- Draping of Towel
- Precautions and contraindications
- After Care

Blow Dry

- Trolley setting
- Understand the tools and products
- Understand techniques of blow drying
- Procedure of Blow drying
- Effects of Blow drying
- Precautions and Reminders
- Use of sterilization and sanitization
- After Care

7/22/2018
[Signature]

B.VOC\BC 107 Pedicure & Manicure

Course Outcomes:

- To introduce students to the theory, fundamentals and tools of Hair Care.
- To identify the structure of the hand and foot
- To identify conditions of the nail and skin
- To have basic hygiene and safety measures to maintain a healthy environment in the beauty clinic
- To conduct a comprehensive client consultation
- To demonstrate skills in manicure and pedicure treatments.

Unit-1: Nails

- Structure of Nails
- Shape and texture of Nails
- Disorders of Nails
- Nail art

Unit-2: Hygiene and Safety

- Sanitization
- Disinfection
- Sterilization
- Disposal of Waste

Unit-3: Client Consultation

- Prepare Client's record
- Personal Presentation and ideal Behavior

Unit-4: Manicure

- Prepare the trolley
- Arrange the products and tools
- Understand the structure of client's nails
- Procedure of Manicure
- Massage techniques
- Contraindications
- Nail paint application

Unit-5: Pedicure

- Prepare the trolley
- Arrange the products and tools
- Understand the structure of client's nails
- Procedure of Pedicure
- Massage techniques
- Contraindications
- Nail paint application

Handwritten signature

B.VOC\BC 108 Pedicure & Manicure

(Practical)

Manicure

- Trolley setting
- Arrangement of Products and Tools
- Preparing the client
- Shape of Nails
- Conditions of Skin and nails of client
- Use of Different tools for Manicure
- Procedure of Manicure
- Massage Techniques
- Benefits and Contraindications
- Use of sterilization and sanitization
- After Care

Pedicure

- Trolley setting
- Arrangement of Products and Tools
- Preparing the client
- Shape of Nails
- Conditions of Skin and nails of client
- Use of Different tools for Pedicure
- Procedure of Pedicure
- Massage Techniques
- Benefits and Contraindications
- Use of sterilization and sanitization
- After Care

Tazim
gaur

B.VOC\BC 109 Anatomy

Course Outcomes:

- To make students understand the fundamentals of Human Anatomy.
- To explain the functions of different body systems.
- To describe the structures of different body systems.

Detailed Contents:

Cell and cell organelles

- 1) Structure and classification
- 2) Function
- 3) Cell division (Mitosis and Meiosis)

Cell Tissues

- Identify the four main tissue types
- Discuss the functions of each tissue type.
 1. Epithelial tissue
 2. Connective tissue
 3. Muscular tissue
 4. Nervous tissue

Different anatomical systems of human body and their parts:

1. Skeletal system
2. Muscular system
3. Respiratory system
4. Digestive System
5. Cardio vascular System
6. Lymphatic System
7. Excretory System
8. Endocrine System
9. Integumentary Systems
10. Sense Organs

P. Srinivas

B.VOC\BC110 English

Course Outcomes:

- To introduce students to the theory, fundamentals and tools of communication.
- To help the students become the independent users of English language.
- To develop in them vital communication skills which are integral to their personal, social and professional interactions?
- The syllabus shall address the issues relating to the Language of communication.
- Students will become proficient in professional communication such as interviews, group discussions, office environments, important reading skills as well as writing skills such as report writing, note taking etc.

Detailed Contents:

Unit1- 1 (Introduction)

- Theory of Communication
- Types and modes of Communication

Unit- 2 (Language of Communication)

- Verbal and Non-verbal
 - (Spoken and Written)
- Personal, Social and Business
- Barriers and Strategies
- Intra-personal, Inter-personal and Group communication

Unit-3 (Reading and Understanding)

- Close Reading
- Comprehension
- Summary Paraphrasing
- Analysis and Interpretation
- Translation (from Hindi/Punjabi to English and vice-versa)
- Literary/Knowledge Texts

Unit-4 (Writing Skills)

- Documenting
- Report Writing
- Making notes
- Letter writing

Recommended Readings:

1. Fluency in English - Part II, Oxford University Press, 2006.
2. Business English, Pearson, 2008.
3. Language, Literature and Creativity, Orient Blackswan, 2013.
4. Language through Literature (forthcoming) ed. Dr. Gauri Mishra, DrRanjanaKaul, DrBrati Biswas
5. On Writing Well. William Zinsser. Harper Resource Book. 2001
6. Study Writing. Liz Hamp-Lyons and Ben Heasley. Cambridge University Press. 2006.

Liz Hamp-Lyons → *Ben Heasley*

ASIAN EDUCATIONAL INSTITUTE
(An Autonomous College)
B.VOC SEMESTER -1st
FOR SESSION:-2025-26
Subject Code : BVOC/BC110

Credit :2
Lecture: 4 Per Week
Total Marks:50
Self- Study: Minimum 4 hours per week

Time: 1.5 hours
External Exam: 35 marks
Internal Exam : 15 marks


Course Content

Unit- 1 (Introduction)

- Theory of Communication
- Types and modes of Communication
- Verbal and Non-verbal
- Personal, Social and Business
- Barriers and Strategies
- Documenting

Unit-2 (Reading and Understanding)

- Intra-personal, Inter-personal and Group communication
- Close Reading
- Comprehension
- Summary Paraphrasing
- Translation (from Hindi/Punjabi to English and vice-versa)
- Making Notes
- Letter writing



Recommending readings:

1. Fluency in English - Part II, Oxford University Press, 2006.
2. Business English, Pearson, 2008.
3. Language, Literature and Creativity. Orient Blackswan, 2013
4. Language through Literature (forthcoming) ed, Dr. Gauri Mishra, Dr. Ranjana Kaul, Dr. Brati Biswas
5. On Writing Well. William Zinsser, Harper Resource Book. 2001
6. Study Writing. Liz Hamp-Lyons and Ben Heasley. Cambridge University Press. 2006.

TESTING

Internal

The internal examination will be of 15 marks as per the NEP 2020 in force

External

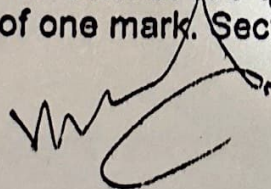
INSTRUCTIONS FOR THE PAPER-SETTER

The question paper shall have three sections

Section -A will have Four questions with internal choice . Out of which candidate has to attempt two questions. Each question will carry 6 Marks . Section -A will consist of $6+6=12$ Marks.

Section -B will have Four questions with internal choice . Out of which candidate has to attempt two questions. Each question will carry 6 Marks . Section -B will consist of $6+6=12$ Marks

Section -C will be compulsory. It will consist of 5 questions each will carry two Marks and one question will be of one mark. Section-C Consist of $(5 \times 2 + 1 = 11)$ Marks)



SEMESTER-1

BEVS101: ENVIRONMENTAL AND ROAD SAFETY

Max. Marks: 50 Marks
Internal Assessment: 15 marks
End Semester Exam: 35 marks
Examination Duration: 1.5 hrs.

Total lectures: 24
Pass marks: 40%
Credits: 02

INSTRUCTIONS FOR PAPER SETTER

The question paper will consist of three sections A, B and C. Section A and B will have four questions from the respective sections of the syllabus and will carry 05 marks each. Section C will consist of 15 short-answer type questions which will cover the entire syllabus uniformly and will carry 15 marks in all.

INSTRUCTIONS FOR CANDIDATES

Candidates are required to attempt two questions from each section A and B and the entire section C.

Section-A

Unit 1: Introduction to Environmental Studies

- Multidisciplinary nature of environmental studies. Definition and importance.
- Concept of Biosphere- Lithosphere, Hydrosphere, Atmosphere.

(01 Lectures)

Unit 2: Eco-System and Biodiversity Conservation

- Ecosystem and its components, Types of Ecosystems.
- Biodiversity- Definition and Value, Threatens to biodiversity and its conservation.

(02 Lectures)

Unit 3: Natural Resources: Renewable and Non- Renewable Resources

- Land resource and land use change; Land degradation, soil erosion and desertification.
- Deforestation: Causes and impacts due to mining, dam building on environment.
- Water: Use and over-exploitation of surface and ground water.
- Energy resources: Renewable and non-renewable energy sources.

(06 Lecture)

Unit 4: Environmental Pollution

- Environmental Pollution: Types, causes, effects and controls
- Solid waste management: Control measures of urban and industrial waste.

(03 Lecture)

Not out

Section-B

Unit 5: Environmental Protection laws in India

- Environment Laws: Environment Protection Act; Air (Prevention & Control of Pollution) Act; water (Prevention and Control of Pollution) Act; Wildlife Protection Act; Forest Conservation Act, International agreements: Montreal and Kyoto protocols and Convention on Biological Diversity(CBD)
- Environmental policies and Practices: Climate change, global warming, ozone layer depletion, acid rain and impacts on human communities and agriculture.

(06 Lectures)

Unit 6: Human Communities and the environment

- Human population growth: Impacts on environment, human health and welfare, Sanitation and Hygiene.
- Disaster management: floods, earthquake, cyclones and landslides.
- Environmental movements: Chipko, Silent Valley, Bishnois of Rajasthan.

(03 Lecture)

Unit 7: Road Safety Awareness

- Concept and significance of Road safety.
- Traffic signs.
- Traffic rules.
- Traffic Offences and penalties.

(01 Lectures)

Unit 8: Stubble Burning

- Meaning of Stubble burning, impact on health and environment.
- Management and alternative uses of crop stubble.

(02 Lectures)

Fieldwork / Project Work

- Identify the natural resources of your area.
- Identify the sources of energy used in your area.
- Construction of food chain/ food web of the visited area.
- To identify the sources of pollution of your area.
- To record the AQI daily during stubble burning season and study its impact on health and environment.
- Common traffic violation and their penalties in and around your city.

Dr. Anurag Kaur
Anurag Kaur

Suggested Readings:

1. Carson, R. 2002. Silent Spring. Houghton Mifflin Harcourt.
2. Gadgil, M., & Guha, R. 1993. This Fissured Land: An Ecological History of India. Univ. of California Press.
3. Gleeson, B. and Low, N. (eds.) 1999. Global Ethics and Environment, London, Routledge.
4. Gleick, P.H. 1993. Water in Crisis. Pacific Institute for Studies in Dev., Environment & Security. Stockholm Env. Institute, Oxford Univ. Press.
5. Groom, Martha J., Gary K. Meffe, and Carl Ronald Carroll. Principles of Conservation Biology. Sunderland: Sinauer Associates, 2006.
6. Grumbine, R. Edward, and Pandit, M.K. 2013. Threats from India's Himalaya dams. Science, 339: 36-37.
7. Kumar, N. 2015. Environmental and Road Safety Awareness. R. D. Publications, Jalandhar.
8. McCully, P. 1996. Rivers no more: The environmental effects of dams (pp. 29---64). Zed Books.
9. McNeill, John R. 2000. Something New Under the Sun: An Environmental History of the Twentieth Century.
10. Odum, E. P., Odum, H.T. & Andrews, J. 1971. Fundamentals of Ecology. Philadelphia: Saunders.
11. Pepper, I.L., Gerba, C.P. & Brusseau, M.L. 2011. Environmental and Pollution Science. Academic Press.
12. Rao, M.N. & Datta, A.K. 1987. Wastewater Treatment. Oxford and IBH Publishing Co. Pvt. Ltd.
13. Raven, P.H., Hassenzahl, D.M. & Berg, L.R. 2012. Environment. 8th edition. John Wiley & Sons.
14. Rosencranz, A., Divan, S., & Noble, M.L. 2001. Environmental law and policy in India. Tripathi 1992.
15. Sengupta, R. 2003. Ecology and economics: An approach to sustainable development. Oxford University Press.
16. Sharma, P. D. 2007. Ecology and Environment. Rastogi Publication.
17. Singh, J.S., Singh, S.P. and Gupta, S.R. 2014. Ecology, Environmental Science and Conservation. S. Chand Publishing, New Delhi.
18. Sodhi, N.S., Gibson, L. & Raven, P.H. (eds.) 2013. Conservation Biology: Voices from the Tropics. John Wiley & Sons.
19. Thapar, V. 1998. Land of the Tiger: A Natural History of the Indian Subcontinent.
20. Warren, C.E. 1971. Biology and Water Pollution Control. WB Saunders.
21. Wilson, E.O. 2006. The Creation: An appeal to save life on earth. New York: Norton.
22. World Commission on Environment and Development. 1987. Our Common Future. Oxford University Press.

Dr. P. D. Sharma Navnet Kaur

Semester- 2nd B.VOC (Beauty and Cosmetology)

Course code	Type of Course	Category	Course Title	Load Allocations			Marks Distribution		Total	Credits
				L	T	P	Int	Ext		
B.VOC/BC 201	Core Theory	GE	Fundamentals of Skin Care II	3	1	0	30	70	100	4
B.VOC/BC 202	Core Practical /Lab	SC	Fundamentals of Skin Care II	0	0	4	15	35	50	2
B.VOC/BC 203	Core Theory	SC	Basics of Beauty Therapies	3	1	0	30	70	100	4
B.VOC/BC 204	Core Practical /Lab	SC	Basics of Beauty Therapies	0	0	4	15	35	50	2
B.VOC/BC 205	Core Theory	SC	Basics of Hair Cutting	2	1	0	15	35	50	2
B.VOC/BC 206	Core Practical /Lab	SC	Basics of Hair Cutting	0	0	4	15	35	50	2
B.VOC/BC 207	Core Theory	GE	Fundamentals of Make-up	3	1	0	30	70	100	4
B.VOC/BC 208	Core Practical /Lab	SC	Fundamentals of Make-up	0	0	4	15	35	50	2
B.VOC/BC 209	SEC	GE	Introduction to Facial Electrotherapy	2	1	0	15	35	50	2
BDRUG-102	VAC	GE	Drug Abuse : Problem, Management and Prevention	2	1	0	15	35	50	2
B.VOC/BC 210		SC	OJT - 120 hours of OJT				100	0	100	4
TOTAL				15	6	16	295	455	750	30

Skill Components (SC) = 18 credits

General Education (GE) = 12 credits

Total = 30 credits

Handwritten signature and date: 22/11/2022

B.VOC\BC 201 Fundamentals of Skin Care II

Course Outcomes:

- To handle different sterilization machines and tools, and explain their importance.
- To provide facial skin care treatment to enhance facial skin condition.
- To Design, record and maintain treatment plans and records for each client.
- To recognize contraindications, skin diseases and disorders relevant to facials and products.

Detailed course:

Unit-1: Skin Care

- Introduction of Skin
- Structure, glands and functions of skin
- Sterilization and Sanitizations

Unit-2: pH of Skin

- pH of skin
- Importance of pH
- Understanding and Maintaining of pH

Unit-3: Health and Nutrition

- Types of Nutrition
- Role of Nutrition
- Health and Nutrition facts

Unit-4: Basic Facial

- Arrange the trolley
- Analysis of skin
- Different strokes of massage
- Pressure points of massage
- Select the products according to skin type
- Client consultation
- Draping the client
- Practice in giving facials according to skin type
- Knowledge of contraindications
- Aftercare

32 min *JK*

B.VOC\BC 202 - Fundamentals of Skin Care II

(Practical)

Basic facial

- Arrange the trolley
- Analysis of skin
- Different strokes of massage
- Pressure points of massage
- Select the products according to skin type
- Client consultation
- Draping the client
- Practice in giving facials according to skin type
- Knowledge of contraindications
- Aftercare

10.2.2020
Jm

B.VOC\BC 203 Basics of Beauty Therapies

Course Outcomes:

- To prepare a treatment plan for face, body, feet and hand treatments and make-up.
- To identify and understand the key ingredients in products for face, hands and feet.
- To identify the type of skin and decide the treatment for that skin.
- To identify different cosmetics and various equipment for providing a service.
- To recognize contraindications, skin diseases and disorders relevant to facials.

Unit-1: Therapy for Dry skin

- Skin Analysis of client
- Client consultation
- Preparing for the therapy
- Procedure of therapy
- Carry out electrotherapy
- Application of Packs
- Benefits and contraindications

Unit-2: Therapy for Normal Skin

- Skin Analysis of client
- Client consultation
- Preparing for the therapy
- Procedure of therapy
- Carry out of electrotherapy
- Application of Packs
- Benefits and contraindications

Unit-3: Therapy for Oily Skin

- Preparation of trolley
- Client consultation
- Skin Analysis of client
- Preparing for the therapy
- Procedure of therapy
- Carry out of electrotherapy
- Application of Packs
- Benefits and contraindications

Unit-4: Therapy for Disorder Skin

- Skin Analysis of client
- Client consultation
- Preparing for the therapy
- Procedure of therapy
- Carry out of electrotherapy
- Application of Packs
- Benefits and contraindications

T. J. J. im' skin

**B.VOC\BC 204 Basics of Beauty Therapies
(Practical)**

Therapy for Dry skin

- Consult the client
- Arrange the trolley
- Prepare the client
- Cleansing of skin
- Exfoliation of skin (use of Frimotor)
- Steaming (use of Steamer)
- Extraction of skin
- Use of machine according to skin (Ultrasonic)
- Application of Packs
- After care

Therapy for Normal Skin

- Consult the client
- Arrange the trolley
- Prepare the client
- Cleansing of skin
- Exfoliation of skin (use of Frimotor)
- Steaming (use of Steamer)
- Extraction of skin
- Massage
- Use of machine according to therapy (galvanic)
- Application of Packs

Therapy for Oily Skin

- Consult the client
- Arrange the trolley
- Prepare the client
- Cleansing of skin
- Exfoliation of skin (use of frimotor)
- Steaming (use of Steamer)
- Extraction of skin
- Massage
- Use of machine according to therapy (High Frequency)
- Application of Packs

Therapy for Disorder Skin

- Consult the client
- Arrange the trolley
- Prepare the client
- Cleansing of skin
- Exfoliation of skin
- Steaming (use of Steamer)
- Extraction of skin
- Massage
- Use of machine according to therapy
- Application of Packs
- After care

Yoz Ram
gkey

B.VOC\BC 205 Basics of Hair Cutting

Course Outcomes:

- To introduce students to the theory, fundamentals and tools of Hair cutting.
- To understand the basics of professional conduct in the salon.
- To acquire skills and abilities required for basic haircuts.
- To identify contra-indications that may restrict or limit provision of services.
- To use tools and products that are safe and fit for purpose.
- To carry out effective client consultation before commencing a service.

Unit-1: Client Consultation

- Consult the client
- Hair Analysis
- Density of Hair
- Draping
- Hair Shampoo

Unit-2: Handling the Scissors and Combs

- Parts of the Scissors
- Scissor Positions
- Holding the Scissors
- Styling Comb
- Holding Comb and Scissors

Unit-3: Principles of Hair Cutting

- Reference points
- Area of the head
- Lines and angles
- Elevation
- Cutting line
- Guidelines
- Over direction
- Sectioning Combing

Unit-4: Basic Sectioning

- Applying the six Basic sectioning
- Basic Sub-sectioning

Unit-5: Basic Hair Cuts

- One length techniques
- Straight haircut
- U cut

Handwritten signature and date: 12/2/2020

B.VOC\BC 206 Basics of Hair Cutting

(Practical)

- Client consultation
- Hair Shampoo
- Conditioning
- Towel Draping

Handling the Scissors and Combs

- Holding the Scissor
- Scissor Positions
- Holding Comb and Scissors

Principles of Hair Cutting

- Detangle hair
- Combing
- Sectioning of Hair
- Basic Sub sectioning

Basic Hair cuts

- Shampoo and Conditioning
- Towel Drying
- Draping
- Sectioning of Hair
- Hair Cutting
- Sterilizing & sanitizing

Handwritten signature in green ink: "Lazim"
Handwritten signature in blue ink: "Jen"

B.VOC\BC 207 Fundamentals of Make-up

Course Outcomes:

- To identify different tools for make-up.
- To apply color theory principles when choosing colors in make-up while working with different clients.
- To apply foundation effectively.
- To correctly apply make-up on yourself and others, regardless skin age/type, eye shape and so on.

Detailed Course:

Unit-1: Introduction

- Color Wheel
- Skin tones
- Brow shaping

Unit-2: Prepare the skin

- Cleansing
- Toning
- Moisturizing

Unit-3: Selection of Tools

- Different types of brushes
- Make-up products
- Selection of Sponges

Unit-4: Types of Make-up

- Day make-up
- Evening Make-up
- Party Make-up

Handwritten signature and date:
22/11/2022

B.VOC\BC 208 Fundamentals of Make-up

(Practical)

- Cleansing
- Toning
- Moisturizing
- Analysis of Skin
- Selection of Products
- Choosing right colors
- Trolley Setting
- Preparing the Skin
- Application of Make-up Products
- After care



B.VOC\BC209: Introduction to Facial Electrotherapy

Course Outcomes:

- To prepare for facial treatments using electrotherapy.
- To provide facial treatments using electrotherapy.
- To use the equipment safely and confidently.

Unit-1: High Frequency.

- What is high frequency machine
- How does this machine work
- Direct and indirect current
- The difference between orange and violet electrodes
- Benefits of high frequency machine facial
- Products used for high frequency therapy
- Contraindications

Unit-2: Galvanic

- To perform application of disin crustation/iontophoresis gel/solution.
- To know galvanic electrode preparation
- To know maintenance of galvanic electrodes
- Products used for treatment
- Risks and Precautions

Unit-3: Ultrasonic

- What is ultrasonic facial
- How does it work
- Benefits of Ultrasonic
- Products used for ultrasonic therapy
- Contraindications

Signature